

BAB VI

PENUTUP

Dalam bab ini dibahas kesimpulan yang didapat dari hasil penelitian dan penyusunan laporan ini, serta saran-saran untuk pengembangan perangkat lunak selanjutnya.

6.1 Kesimpulan

Hasil perancangan dan pembuatan aplikasi untuk Sistem Informasi Bimbingan Konseling yang telah dilakukan adalah :

1. Dengan sistem informasi ini data – data yang berhubungan langsung dengan siswa dan yang bersifat pribadi dapat tersimpan dengan baik karena dengan sistem ini semua penyimpanannya melalui database.
2. Dapat membantu bagian bimbingan konseling yang meliputi proses permasalahan, pelanggaran, konseling untuk melakukan proses pencatatan sampai proses cetak seluruh data yang mendukung proses belajar mengajar. Karena semua proses tersebut menggunakan komputer sehingga kesalahan yang kemungkinan bisa terjadi dapat diminimalkan.

6.2 Saran

Saran untuk laporan proyek ini ialah bisa dikembangkan untuk pembuatan aplikasi bimbingan konseling berupa web dan menambahkan transaksi yang belum ada pada aplikasi desktop tersebut.

Lampiran 6 : Listing Program Master Data Siswa

```
Imports System.Data.SqlClient
```

```
Public Class Data_Siswa
```

```
    Dim status As Boolean = False
```

```
    Dim koneksi As SqlConnection
```

```
    Dim cmd As SqlCommand
```

```
    Dim adapter As SqlDataAdapter
```

```
    Dim ds As New DataSet
```

```
    Dim i As Integer
```

```
    Function nodaftar() As String
```

```
        nodaftar = "000" & i
```

```
        txtnoinduk.Text = nodaftar
```

```
    End Function
```

```
    Sub bersih()
```

```
        txtnoinduk.Text = ""
```

```
        txtNamaLengkap.Text = ""
```

```
        ComboBox1.Text = ""
```

```
        DateTimePicker1.Text = ""
```


```
        txtTempatLahir.Text = ""
```

```
        txtAnak.Text = ""
```

```
        txtdari.Text = ""
```

```
        CmbAgama.Text = ""
```

```
        txtAsalSekolah.Text = ""
```




```
txtAlamatLengkap.Text = ""  
txtkotaasal.Text = ""  
txtJarakRumah.Text = ""  
txtBerangkatSekolah.Text = ""  
txtNoTelepon.Text = ""  
txtNoHP.Text = ""  
txtNamaAyah.Text = ""  
txtPekerjaan1.Text = ""  
txtPenghasilan1.Text = ""  
txtNoTelepon1.Text = ""  
txtNoHP1.Text = ""  
txtNamaIbu.Text = ""  
txtPekerjaan2.Text = ""  
txtPenghasilan2.Text = ""  
txtNoTelepon2.Text = ""  
txtNoHP2.Text = ""
```

End Sub

Private Sub Siswa()

```
koneksi.Open()
```

```
Dim comm As New SqlCommand("SELECT no_induk, nama_lengkap,  
jenis_kelamin,tempat_lahir, tanggal_lahir, anak_ke, dari, agama, asal_sekolah,  
alamat_lengkap, Kota_Asal, jarak_dari_rumah_kesekolah,  
berangkat_sekolah_dengan, no_telp, no_hp, nama_ayah,pekerjaan_ayah,
```



penghasilan_ayah,no_telp1, no_hp1, nama_ibu pekerjaan_ibu,
penghasilan_ibu,no_telp2, no_hp2", koneksi)

```
Dim dr As SqlDataReader = comm.ExecuteReader()
```

```
Dim dt As New DataTable
```

```
dt.Load(dr)
```

```
DataGridView1.DataSource = dt
```

```
comm.Dispose()
```

```
dr.Close()
```

```
dt.Dispose()
```

```
koneksi.Close()
```

```
End Sub
```

```
Private Sub Data_Siswa_Load(ByVal sender As System.Object, ByVal e As  
System.EventArgs) Handles MyBase.Load
```

```
txtnoinduk.Enabled = False
```

```
txtNamaLengkap.Enabled = False
```

```
ComboBox1.Enabled = False
```

```
DateTimePicker1.Enabled = False
```

```
txtTempatLahir.Enabled = False
```

```
txtAnak.Enabled = False
```

```
txtdari.Enabled = False
```

```
CmbAgama.Enabled = False
```

```
txtAsalSekolah.Enabled = False
```

```
txtAlamatLengkap.Enabled = False
```

txtkotaasal.Enabled = False

txtJarakRumah.Enabled = False

txtBerangkatSekolah.Enabled = False

txtNoTelepon.Enabled = False

txtNoHP.Enabled = False

txtNamaAyah.Enabled = False

txtPekerjaan1.Enabled = False

txtPenghasilan1.Enabled = False

txtNoTelepon1.Enabled = False

txtNoHP1.Enabled = False

txtNamaIbu.Enabled = False

txtPekerjaan2.Enabled = False

txtPenghasilan2.Enabled = False

txtNoTelepon2.Enabled = False

txtNoHP2.Enabled = False

'no pembelian

i = +1

txtnoinduk.Text = nodaftar()

'TODO: This line of code loads data into the 'BKDataSet11.Data_Siswa'

table. You can move, or remove it, as needed.

Me.Data_SiswaTableAdapter.Fill(Me.BKDataSet11.Data_Siswa)

```
Dim kon_lokasi As String = "server = NABILA-PC\SQLEXPRESS;  
database = BK; Integrated Security = true"  
  
koneksi = New SqlConnection(kon_lokasi)  
  
Me.DataGridView1.Select()  
  
End Sub
```

```
Private Sub ToolStripButton1_Click(ByVal sender As System.Object, ByVal e  
As System.EventArgs)  
  
End Sub
```

```
Private Sub SimpanToolStrip_Click(ByVal sender As System.Object, ByVal e  
As System.EventArgs) Handles SimpanToolStrip.Click
```

```
koneksi.Open()
```

```
Dim query As String = "INSERT INTO Data_Siswa VALUES ('" &  
txtnoinduk.Text & _
```

```
','" & txtNamaLengkap.Text & _
```

```
','" & ComboBox1.Text & _
```

```
','" & txtTempatLahir.Text & _
```

```
','" & DateTimePicker1.Text & _
```

```
','" & txtAnak.Text & _
```

```
','" & txtdari.Text & _
```

```
','" & CmbAgama.Text & _
```

```
','" & txtAsalSekolah.Text & _
```

```

", " & txtAlamatLengkap.Text & _
", " & txtkotaasal.Text & _
", " & txtJarakRumah.Text & _
", " & txtBerangkatSekolah.Text & _
", " & txtNoTelepon.Text & _
", " & txtNoHP.Text & _
", " & txtNamaAyah.Text & _
", " & txtPekerjaan1.Text & _
", " & txtPenghasilan1.Text & _
", " & txtNoTelepon1.Text & _
", " & txtNoHP1.Text & _
", " & txtNamaIbu.Text & _
", " & txtPekerjaan2.Text & _
", " & txtPenghasilan2.Text & _
", " & txtNoTelepon2.Text & _
", " & txtNoHP2.Text & " "

```

```
cmd = New SqlCommand(query, koneksi)
```

```
cmd.ExecuteNonQuery()
```

```
koneksi.Close()
```

'TODO: This line of code loads data into the 'BKDataSet11.Data_Siswa' table. You can move, or remove it, as needed.

```
Me.Data_SiswaTableAdapter.Fill(Me.BKDataSet11.Data_Siswa)
```

```
MsgBox(" data berhasil disimpan")
```

```
bersih()
```

```
i += 1
```

```
nodaftar()
```

```
txtNamaLengkap.Focus()
```

```
End Sub
```

```
Private Sub EditToolStrip_Click(ByVal sender As System.Object, ByVal e As
```

```
System.EventArgs) Handles EditToolStrip.Click
```

```
txtnoinduk.Enabled = True
```

```
txtNamaLengkap.Enabled = True
```

```
ComboBox1.Enabled = True
```

```
DateTimePicker1.Enabled = True
```

```
txtTempatLahir.Enabled = True
```

```
txtAnak.Enabled = True
```

```
txtdari.Enabled = True
```

```
CmbAgama.Enabled = True
```

```
txtAsalSekolah.Enabled = True
```

```
txtAlamatLengkap.Enabled = True
```

```
txtkotaasal.Enabled = True
```

```
txtJarakRumah.Enabled = True
```

```
txtBerangkatSekolah.Enabled = True
```

```
txtNoTelepon.Enabled = True
```

```
txtNoHP.Enabled = True
```



```
txtNamaAyah.Enabled = True
txtPekerjaan1.Enabled = True
txtPenghasilan1.Enabled = True
txtNoTelepon1.Enabled = True
txtNoHP1.Enabled = True
txtNamaIbu.Enabled = True
txtPekerjaan2.Enabled = True
txtPenghasilan2.Enabled = True
txtNoTelepon2.Enabled = True
txtNoHP2.Enabled = True
NamaLengkap()
```

```
Dim query1 As String = ("Update data_Siswa set Nama_lengkap = " &
txtNamaLengkap.Text & ", Agama = " & CmbAgama.Text & ", kota_asal = " &
txtkotaasal.Text & ", Alamat_lengkap = " & txtAlamatLengkap.Text & " where
no_induk = " & txtnoinduk.Text & """)
```

```
koneksi.Open()
cmd = New SqlCommand(query1, koneksi)
cmd.ExecuteNonQuery()
bersih()
'tampil_Siswa()
koneksi.Close()
```

End Sub

```
Private Sub HapusToolStrip_Click(ByVal sender As System.Object, ByVal e  
As System.EventArgs) Handles HapusToolStrip.Click
```

```
Dim query As String = "delete data_siswa where nama_lengkap = '" &  
txtNamaLengkap.Text & "'"
```

```
koneksi.Open()
```

```
cmd = New SqlCommand(query, koneksi)
```

```
cmd.ExecuteNonQuery()
```

```
bersih()
```

```
koneksi.Close()
```

```
Me.Data_SiswaTableAdapter.Fill(Me.BKDataSet11.Data_Siswa)
```

```
MsgBox(" Data Sudah Terhapus", MsgBoxStyle.Information, "Pesan  
Program")
```

```
koneksi.Close()
```

```
End Sub
```

```
Sub NamaLengkap()
```

```
koneksi.Open()
```

```
Dim cmd As New SqlCommand("select * from Data_Siswa where  
nama_lengkap like '%" + txtNamaLengkap.Text + "%'", koneksi)
```

```
Dim adapter As New SqlDataAdapter(cmd)
```

```
Dim ds As New DataSet()
```

```
If (adapter.Fill(ds, "DOrecieve_inventory")) Then
```

```
DataGridView1.DataSource = ds.Tables(0)
```

```
Else
```

```
    MessageBox.Show("Data Yang Anda Cari Tidak Ada")
```

```
End If
```

```
koneksi.Close()
```

```
End Sub
```

```
Private Sub BatalToolStrip_Click(ByVal sender As System.Object, ByVal e As
```

```
System.EventArgs) Handles BatalToolStrip.Click
```

```
    Application.Exit()
```

```
End Sub
```

```
Private Sub ToolStripButton2_Click(ByVal sender As System.Object, ByVal e  
As System.EventArgs) Handles ToolStripButton2.Click
```

```
    txtnoinduk.Enabled = True
```

```
    txtNamaLengkap.Enabled = True
```

```
    ComboBox1.Enabled = True
```

```
    DateTimePicker1.Enabled = True
```

```
    txtTempatLahir.Enabled = True
```

```
    txtAnak.Enabled = True
```

```
    txtdari.Enabled = True
```

```
    CmbAgama.Enabled = True
```

```
    txtAsalSekolah.Enabled = True
```

```
    txtAlamatLengkap.Enabled = True
```

txtkotaasal.Enabled = True

txtJarakRumah.Enabled = True

txtBerangkatSekolah.Enabled = True

txtNoTelepon.Enabled = True

txtNoHP.Enabled = True

txtNamaAyah.Enabled = True

txtPekerjaan1.Enabled = True

txtPenghasilan1.Enabled = True

txtNoTelepon1.Enabled = True

txtNoHP1.Enabled = True

txtNamaIbu.Enabled = True

txtPekerjaan2.Enabled = True

txtPenghasilan2.Enabled = True

txtNoTelepon2.Enabled = True

txtNoHP2.Enabled = True

EditToolStrip.Enabled = False

HapusToolStrip.Enabled = False

End Sub

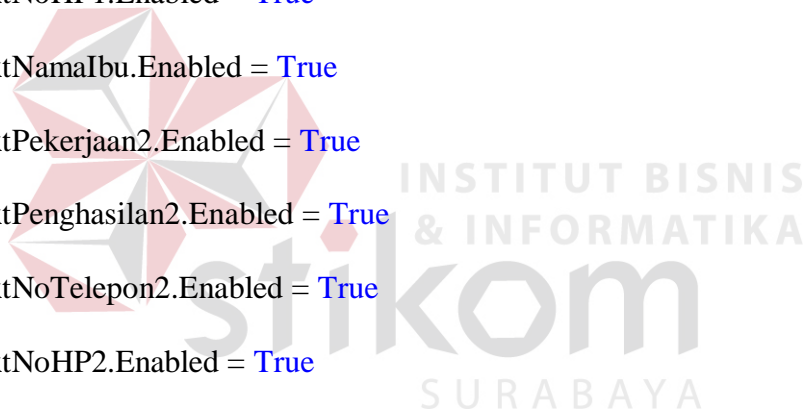
Private Sub DataGridView1_CellContentClick(ByVal sender As

System.Object, ByVal e As

System.Windows.Forms.DataGridViewCellEventArgs) Handles

DataGridView1.CellContentClick

With DataGridView1



txtnoinduk = .Rows(.CurrentCell.RowIndex).Cells(0).Value
txtNamaLengkap = .Rows(.CurrentCell.RowIndex).Cells(1).Value
ComboBox1 = .Rows(.CurrentCell.RowIndex).Cells(2).Value
txtTempatLahir = .Rows(.CurrentCell.RowIndex).Cells(3).Value
DateTimePicker1 = .Rows(.CurrentCell.RowIndex).Cells(4).Value
txtAnak = .Rows(.CurrentCell.RowIndex).Cells(5).Value
txtdari = .Rows(.CurrentCell.RowIndex).Cells(6).Value
CmbAgama = .Rows(.CurrentCell.RowIndex).Cells(7).Value
txtAsalSekolah = .Rows(.CurrentCell.RowIndex).Cells(8).Value
txtAlamatLengkap = .Rows(.CurrentCell.RowIndex).Cells(9).Value
txtkotaasal = .Rows(.CurrentCell.RowIndex).Cells(10).Value
txtJarakRumah = .Rows(.CurrentCell.RowIndex).Cells(11).Value
txtBerangkatSekolah = .Rows(.CurrentCell.RowIndex).Cells(12).Value
txtNoTelepon = .Rows(.CurrentCell.RowIndex).Cells(13).Value
txtNoHP = .Rows(.CurrentCell.RowIndex).Cells(14).Value
txtNamaAyah = .Rows(.CurrentCell.RowIndex).Cells(15).Value
txtPekerjaan1 = .Rows(.CurrentCell.RowIndex).Cells(16).Value
txtPenghasilan1 = .Rows(.CurrentCell.RowIndex).Cells(17).Value
txtNoHP1 = .Rows(.CurrentCell.RowIndex).Cells(18).Value
txtNoTelepon1 = .Rows(.CurrentCell.RowIndex).Cells(19).Value
txtNamaIbu = .Rows(.CurrentCell.RowIndex).Cells(20).Value
txtPekerjaan2 = .Rows(.CurrentCell.RowIndex).Cells(21).Value
txtPenghasilan2 = .Rows(.CurrentCell.RowIndex).Cells(22).Value
txtNoHP2 = .Rows(.CurrentCell.RowIndex).Cells(23).Value

```
txtNoTelepon2 = .Rows(.CurrentCell.RowIndex).Cells(24).Value
```

```
End With
```

```
End Sub
```

```
End Class
```



Lampiran 7 : Listing Program Master Kelas

```
Imports System.Data.SqlClient
```

```
Public Class Master_Kelas
```

```
    Dim koneksi As SqlConnection
```

```
    Dim cmd As SqlCommand
```

```
    Dim adapter As SqlDataAdapter
```

```
    Dim ds As New DataSet
```

```
Private Sub Kelas()
```

```
    koneksi.Open()
```

```
    Dim comm As New SqlCommand("SELECT kelas, ruang, jurusan,  
nama_guru, kapasitas, tahun_ajaran", koneksi)
```

```
    Dim dr As SqlDataReader = comm.ExecuteReader()
```

```
    Dim dt As New DataTable
```

```
    dt.Load(dr)
```

```
    DataGridView1.DataSource = dt
```

```
    comm.Dispose()
```

```
    dr.Close()
```

```
    dt.Dispose()
```

```
    koneksi.Close()
```

```
End Sub
```

```
Sub bersih()
```

```
    CmbKelas.Text = ""
```

```
    txtruang.Text = ""
```

```
CmbJurusan.Text = ""
```

```
txtnamaguru.Text = ""
```

```
NumericUpDown1.Text = ""
```

```
txtTA.Text = ""
```

```
End Sub
```

```
Private Sub ToolStripButton1_Click(ByVal sender As System.Object, ByVal e As System.EventArgs) Handles ToolStripButton1.Click
```

```
CmbKelas.Enabled = True
```

```
txtruang.Enabled = True
```

```
CmbJurusan.Enabled = True
```

```
txtnamaguru.Enabled = True
```

```
NumericUpDown1.Text = True
```

```
txtTA.Enabled = True
```

```
End Sub
```

```
Private Sub Label6_Click(ByVal sender As System.Object, ByVal e As System.EventArgs) Handles Label6.Click
```

```
End Sub
```




```
Private Sub Master_Kelas_Load(ByVal sender As System.Object, ByVal e As System.EventArgs) Handles MyBase.Load
```

'TODO: This line of code loads data into the 'BKDataSet17.Tabel_Kelas' table. You can move, or remove it, as needed.

```
Me.Tabel_KelasTableAdapter.Fill(Me.BKDataSet17.Tabel_Kelas)
```

```
Dim kon_lokasi As String = "server = NABILA-PC\SQLEXPRESS;  
database = BK; Integrated Security = true"
```

```
koneksi = New SqlConnection(kon_lokasi)
```

```
Me.DataGridView1.Select()
```

```
End Sub
```

```
Private Sub ToolStripButton3_Click(ByVal sender As System.Object, ByVal e As System.EventArgs) Handles SimpanToolStripButton3.Click
```

```
koneksi.Open()
```

```
Dim query As String = "INSERT INTO tabel_kelas VALUES (" &  
CmbKelas.Text & _
```

```
"," & txtruang.Text & _
```

```
"," & CmbJurusan.Text & _
```

```
"," & txtnamaguru.Text & _
```

```
"," & NumericUpDown1.Text & _
```

```
"," & txtTA.Text & ") "
```

```
cmd = New SqlCommand(query, koneksi)
```

```
cmd.ExecuteNonQuery()
```

```
koneksi.Close()
```

'TODO: This line of code loads data into the 'BKDataSet17.Tabel_Kelas' table. You can move, or remove it, as needed.

```
Me.Tabel_KelasTableAdapter.Fill(Me.BKDataSet17.Tabel_Kelas)
```

```
bersih()
```

```
End Sub
```

```
Private Sub ToolStripButton2_Click(ByVal sender As System.Object, ByVal e As System.EventArgs) Handles EditToolStripButton2.Click
```

```
Dim query As String = "update tabel_kelas set ruang = " & txtruang.Text & "" where kelas= " & CmbKelas.Text & """"
```

```
koneksi.Open()
```

```
cmd = New SqlCommand(query, koneksi)
```

```
cmd.ExecuteNonQuery()
```

```
koneksi.Close()
```

```
Dim query1 As String = "update data_siswa set nama_guru= " & txtnamaguru.Text & "" where kelas= " & CmbKelas.Text & """"
```

```
koneksi.Open()
```

```
cmd = New SqlCommand(query1, koneksi)
```

```
cmd.ExecuteNonQuery()
```

```
koneksi.Close()
```

```
bersih()
```

'TODO: This line of code loads data into the 'BKDataSet17.Tabel_Kelas'

table. You can move, or remove it, as needed.

```
Me.Tabel_KelasTableAdapter.Fill(Me.BKDataSet17.Tabel_Kelas)
```

```
koneksi.Close()
```

```
End Sub
```

```
Private Sub HapusToolStripButton4_Click(ByVal sender As System.Object,  
ByVal e As System.EventArgs) Handles HapusToolStripButton4.Click
```

```
Dim query As String = "delete tabel_kelas where nama_guru = '" &  
txtnamaguru.Text & "'"
```

```
koneksi.Open()
```

```
cmd = New SqlCommand(query, koneksi)
```

```
cmd.ExecuteNonQuery()
```

```
bersih()
```

```
koneksi.Close()
```

'TODO: This line of code loads data into the 'BKDataSet17.Tabel_Kelas'

table. You can move, or remove it, as needed.

```
Me.Tabel_KelasTableAdapter.Fill(Me.BKDataSet17.Tabel_Kelas)
```

```
koneksi.Close()
```

```
End Sub
```

```
Private Sub DataGridView1_CellContentClick(ByVal sender As
```

```
System.Object, ByVal e As
```

```
System.Windows.Forms.DataGridViewCellEventArgs) Handles
```

```
DataGridView1.CellContentClick
```

```
With DataGridView1
```

```
    CmbKelas.Text = .Rows(.CurrentCell.RowIndex).Cells(0).Value
```

```
    txtruang.Text = .Rows(.CurrentCell.RowIndex).Cells(1).Value
```

```
    CmbJurusan = .Rows(.CurrentCell.RowIndex).Cells(2).Value
```

```
    txtnamaguru = .Rows(.CurrentCell.RowIndex).Cells(3).Value
```

```
    NumericUpDown1 = .Rows(.CurrentCell.RowIndex).Cells(4).Value
```

```
    txtTA = .Rows(.CurrentCell.RowIndex).Cells(5).Value
```

```
End With
```

```
End Sub
```

```
End Class
```

Lampiran 8 : Listing Program Master Detil Pelanggaran

```
Imports System.Data

Imports System.Data.SqlClient

Public Class Detail_Pelanggaran

    Dim koneksi As SqlConnection

    Dim cmd As SqlCommand

    Dim adapter As SqlDataAdapter

    Dim ds As New DataSet

    Sub bersih()

        txtNoPelanggaran.Text = ""
        txtnoinduk.Text = ""
        txtnama.Text = ""
        CmbJenisPelanggaran.Text = ""
        txtketerangan.Text = ""

    End Sub

    Private Sub detail_permasalahan()

        koneksi.Open()

        Dim comm As New SqlCommand("SELECT
no_pelanggaran,no_induk,nama, tanggal,jenis_pelanggaran, keterangan", koneksi)

        Dim dr As SqlDataReader = comm.ExecuteReader()

        Dim dt As New DataTable

        dt.Load(dr)

        DataGridView1.DataSource = dt

        comm.Dispose()
```

```
dr.Close()
```

```
dt.Dispose()
```

```
koneksi.Close()
```

```
End Sub
```

```
Private Sub ToolStripButton2_Click(ByVal sender As System.Object, ByVal e  
As System.EventArgs) Handles EditToolStripButton2.Click
```

```
koneksi.Open()
```

```
Dim query As String = "INSERT INTO Detil_Pelanggaran VALUES (" &  
txtNoPelanggaran.Text & _
```

```
"," & txtnoinduk.Text & _
```

```
"," & txtnama.Text & _
```

```
"," & DateTimePicker1.Text & _
```

```
"," & CmbJenisPelanggaran.Text & _
```

```
"," & txtketerangan.Text & ") "
```

```
cmd = New SqlCommand(query, koneksi)
```

```
cmd.ExecuteNonQuery()
```

```
koneksi.Close()
```

'TODO: This line of code loads data into the

'BKDataSet13.Detil_Pelanggaran' table. You can move, or remove it, as needed.

```
Me.Detil_PelanggaranTableAdapter.Fill(Me.BKDataSet13.Detil_Pelanggaran)
```

bersih()

End Sub

Private Sub Detail_Permasalahan_Load(ByVal sender As System.Object,
ByVal e As System.EventArgs) Handles MyBase.Load

'TODO: This line of code loads data into the
'BKDataSet13.Detil_Pelanggaran' table. You can move, or remove it, as needed.

Me.Detil_PelanggaranTableAdapter.Fill(Me.BKDataSet13.Detil_Pelanggaran)

Dim kon_lokasi As String = "server = NABILA-PC\SQLEXPRESS;
database = BK; Integrated Security = true"

koneksi = New SqlConnection(kon_lokasi)

Me.DataGridView1.Select()

End Sub

Private Sub ToolStripButton1_Click(ByVal sender As System.Object, ByVal e
As System.EventArgs) Handles ToolStripButton1.Click

siapIsi()

End Sub

Sub siapIsi()

txtNoPelanggaran.ReadOnly = False

txtNoPelanggaran.Clear()

txtnoinduk.ReadOnly = False

```
txtnoinduk.Clear()

txtnama.ReadOnly = False

txtnama.Clear()

DataGridView1.Enabled = False

txtketerangan.ReadOnly = False

txtketerangan.Clear()

txtnoinduk.Focus()
```

End Sub

Sub tidakAktif()

```
txtNoPelanggaran.ReadOnly = True

txtnoinduk.ReadOnly = True

txtnama.ReadOnly = True

DateTimePicker1.Enabled = True

CmbJenisPelanggaran.Enabled = True

txtketerangan.ReadOnly = True
```

End Sub

```
Private Sub ToolStripButton4_Click(ByVal sender As System.Object, ByVal e  
As System.EventArgs) Handles KeluarToolStripButton4.Click
```

```
tidakAktif()
```

End Sub

Private Sub ToolStripButton3_Click(**ByVal** sender **As** System.Object, **ByVal** e **As** System.EventArgs) **Handles** SimpanToolStripButton3.Click

```
Dim comm As String = "insert into Detil_Pelanggaran values ('" &  
txtNoPelanggaran.Text & "', '" & txtnoinduk.Text & "', '" & txtnama.Text & "', '"  
& DateTimePicker1.Text & "', '" & CmbJenisPelanggaran.Text & "', '" &  
txtketerangan.Text & "')"
```

```
koneksi.Open()
```

```
cmd = New SqlCommand(comm, koneksi)
```

```
cmd.ExecuteNonQuery()
```

```
koneksi.Close()
```

'TODO: This line of code loads data into the
'BKDataSet13.Detil_Pelanggaran' table. You can move, or remove it, as needed.

```
Me.Detil_PelanggaranTableAdapter.Fill(Me.BKDataSet13.Detil_Pelanggaran)
```

```
bersih()
```

```
txtnoinduk.Focus()
```

End Sub

Private Sub DataGridView1_CellContentClick(**ByVal** sender **As**

System.Object, **ByVal** e **As**

System.Windows.Forms.DataGridViewCellEventArgs) **Handles**

DataGridView1.CellContentClick

With DataGridView1

```
txtNoPelanggaran.Text = .Rows(.CurrentCell.RowIndex).Cells(0).Value
```

```
txtnoinduk.Text = .Rows(.CurrentCell.RowIndex).Cells(1).Value
```

```
txtnama = .Rows(.CurrentCell.RowIndex).Cells(2).Value
```

```
DateTimePicker1 = .Rows(.CurrentCell.RowIndex).Cells(3).Value
```

```
CmbJenisPelanggaran = .Rows(.CurrentCell.RowIndex).Cells(4).Value
```

```
txtketerangan = .Rows(.CurrentCell.RowIndex).Cells(5).Value
```

```
End With
```

```
End Sub
```

```
End Class
```



Lampiran 9 : Listing Program Master Pelanggaran

```
Imports System.Data

Imports System.Data.SqlClient

Public Class Pelanggaran

    Dim koneksi As SqlConnection

    Dim cmd As SqlCommand

    Dim adapter As SqlDataAdapter

    Dim ds As New DataSet

    Sub bersih()

        txtnoinduk.Text = ""
        txtsiswa.Text = ""
        txtjeniskelamin.Text = ""
        txtnopelanggaran.Text = ""
        txtjenispelanggaran.Text = ""
        txtketerangan.Text = ""

    End Sub

    Private Sub pelanggaran()

        koneksi.Open()

        Dim comm As New SqlCommand("SELECT no_induk, nama_siswa,
jenis_kelamin, no_pelanggaran, jenis_pelanggaran, keterangan", koneksi)

        Dim dr As SqlDataReader = comm.ExecuteReader()

        Dim dt As New DataTable

        dt.Load(dr)

        DataGridView1.DataSource = dt

    End Sub

End Class
```

```
comm.Dispose()
```

```
dr.Close()
```

```
dt.Dispose()
```

```
koneksi.Close()
```

```
End Sub
```

```
Private Sub ToolStripButton1_Click(ByVal sender As System.Object, ByVal e  
As System.EventArgs) Handles ToolStripButton1.Click
```

```
txtnoinduk.Enabled = True
```

```
txtsiswa.Enabled = True
```

```
txtjeniskelamin.Enabled = True
```

```
txtnopelanggaran.Enabled = True
```

```
txtjenispelanggaran.Enabled = True
```

```
txtketerangan.Enabled = True
```

```
End Sub
```

```
Private Sub ToolStrip1_ItemClicked(ByVal sender As System.Object, ByVal e  
As System.Windows.Forms.ToolStripItemClickedEventArgs) Handles
```

```
ToolStrip1.ItemClicked
```

```
End Sub
```

```
Private Sub Pelanggaran_Load(ByVal sender As System.Object, ByVal e As  
System.EventArgs) Handles MyBase.Load
```

'TODO: This line of code loads data into the 'BKDataSet21.Pelanggaran' table. You can move, or remove it, as needed.

```
Me.PelanggaranTableAdapter.Fill(Me.BKDataSet21.Pelanggaran)
```

```
Dim kon_lokasi As String = "server = NABILA-PC\SQLEXPRESS;  
database = BK; Integrated Security = true"
```

```
koneksi = New SqlConnection(kon_lokasi)
```

```
Me.DataGridView1.Select()
```

```
End Sub
```

```
Private Sub ToolStripButton3_Click(ByVal sender As System.Object, ByVal e  
As System.EventArgs) Handles ToolStripButton3.Click
```

```
koneksi.Open()
```

```
Dim query As String = "INSERT INTO Pelanggaran VALUES (" &  
txtnoinduk.Text & _
```

```
"," & txtsiswa.Text & _
```

```
"," & txtjeniskelamin.Text & _
```

```
"," & txtnopelanggaran.Text & _
```

```
"," & txtjenispelanggaran.Text & _
```

```
"," & txtketerangan.Text & ") "
```

```
cmd = New SqlCommand(query, koneksi)
```

```
cmd.ExecuteNonQuery()
```

```
koneksi.Close()
```

'TODO: This line of code loads data into the 'BKDataSet21.Pelanggaran'
table. You can move, or remove it, as needed.

```
Me.PelanggaranTableAdapter.Fill(Me.BKDataSet21.Pelanggaran)
```

```
bersih()
```

```
End Sub
```

```
Private Sub txtsiswa_TextChanged(ByVal sender As System.Object, ByVal e  
As System.EventArgs) Handles txtsiswa.TextChanged
```

```
koneksi.Open()
```

```
Dim cmd As New SqlCommand("select * from Data_Siswa where  
nama_lengkap like '%" + txtsiswa.Text + "%'", koneksi)
```

```
Dim adapter As New SqlDataAdapter(cmd)
```

```
Dim ds As New DataSet()
```

```
If (adapter.Fill(ds, "DOrecieve_inventory")) Then
```

```
DataGridView1.DataSource = ds.Tables(0)
```

```
Else
```

```
MessageBox.Show("Data Yang Anda Cari Tidak Ada")
```

```
End If
```

```
koneksi.Close()
```

```
'bersih()
```

```
End Sub
```

```
Private Sub DataGridView1_CellContentClick(ByVal sender As  
System.Object, ByVal e As  
System.Windows.Forms.DataGridViewCellEventArgs) Handles  
DataGridView1.CellContentClick
```

```
With DataGridView1
```

```
txtnoinduk.Text = .Rows(.CurrentCell.RowIndex).Cells(0).Value
```

```
txtsiswa.Text = .Rows(.CurrentCell.RowIndex).Cells(1).Value
```

```
txtjeniskelamin = .Rows(.CurrentCell.RowIndex).Cells(2).Value
```

```
txtnopelanggaran = .Rows(.CurrentCell.RowIndex).Cells(3).Value
```


```
txtjenispelanggaran = .Rows(.CurrentCell.RowIndex).Cells(4).Value
```

```
txtketerangan = .Rows(.CurrentCell.RowIndex).Cells(5).Value
```

```
End With
```

```
End Sub
```

```
End Class
```



Lampiran 10 : Listing Program Permasalahan

```
Imports System.Data
```

```
Imports System.Data.SqlClient
```

```
Public Class Permasalahan
```

```
    Dim koneksi As SqlConnection
```

```
    Dim cmd As SqlCommand
```

```
    Dim adapter As SqlDataAdapter
```

```
    Dim ds As New DataSet
```

```
Sub bersih()
```

```
    txtnoinduk.Text = ""
```

```
    txtnama.Text = ""
```

```
    ComboBox1.Text = ""
```

```
    ComboBox2.Text = ""
```

```
    NumericUpDown1.Text = ""
```

```
    DateTimePicker1.Text = ""
```

```
    txtmasalah.Text = ""
```

```
    txtsolusi.Text = ""
```

```
End Sub
```

```
Private Sub permasalahan()
```

```
    koneksi.Open()
```

```
    Dim comm As New SqlCommand("SELECT no_induk, nama, kelas,  
tanggal,masalah, solusi", koneksi)
```



```
Dim dr As SqlDataReader = comm.ExecuteReader()
```

```
Dim dt As New DataTable
```

```
dt.Load(dr)
```

```
DataGridView1.DataSource = dt
```

```
comm.Dispose()
```

```
dr.Close()
```

```
dt.Dispose()
```

```
koneksi.Close()
```

```
End Sub
```

```
Private Sub Permasalahan_Load(ByVal sender As System.Object, ByVal e As  
System.EventArgs) Handles MyBase.Load
```

'TODO: This line of code loads data into the
'BKDataSet22.Tabel_Permasalahan' table. You can move, or remove it, as needed.

```
Me.Tabel_PermasalahanTableAdapter.Fill(Me.BKDataSet22.Tabel_Permasalaha  
n)
```

```
txtnoinduk.Enabled = False
```

```
txtnama.Enabled = False
```

```
ComboBox1.Enabled = False
```

```
ComboBox2.Enabled = False
```

```
NumericUpDown1.Enabled = False
```

```
DateTimePicker1.Enabled = False
```

```
txtmasalah.Enabled = False
```

```
txtsolusi.Enabled = False
```

'TODO: This line of code loads data into the
'BKDataSet22.Tabel_Permasalahan' table. You can move, or remove it, as needed.

```
Me.Tabel_PermasalahanTableAdapter.Fill(Me.BKDataSet22.Tabel_Permasalahan  
n)
```

```
Dim kon_lokasi As String = "server = NABILA-PC\SQLEXPRESS;  
database = BK; Integrated Security = true"  
  
koneksi = New SqlConnection(kon_lokasi)  
Me.DataGridView1.Select()  
End Sub  
  
Private Sub ToolStripButton1_Click(ByVal sender As System.Object, ByVal e  
As System.EventArgs) Handles ToolStripButton1.Click  
txtnoinduk.Enabled = True  
  
txtnama.Enabled = True  
  
ComboBox1.Enabled = True  
  
ComboBox2.Enabled = True  
  
NumericUpDown1.Enabled = True  
  
DateTimePicker1.Enabled = True  
  
txtmasalah.Enabled = True  
  
txtsolusi.Enabled = True  
  
End Sub
```

```
Private Sub ToolStripButton3_Click(ByVal sender As System.Object, ByVal e As System.EventArgs) Handles ToolStripButton3.Click
```

```
koneksi.Open()
```

```
Dim query As String = "INSERT INTO tabel_permasalahan VALUES (" & txtnoinduk.Text & _
```

```
"," & txtnama.Text & _
```

```
"," & ComboBox1.Text + ComboBox2.Text
```

```
+ NumericUpDown1.Text & _
```

```
"," & DateTimePicker1.Text & _
```

```
"," & txtmasalah.Text & _
```

```
"," & txtsolusi.Text & ") "
```

```
cmd = New SqlCommand(query, koneksi)
```

```
cmd.ExecuteNonQuery()
```

```
koneksi.Close()
```

'TODO: This line of code loads data into the

'BKDataSet22.Tabel_Permasalahan' table. You can move, or remove it, as needed.

```
Me.Tabel_PermasalahanTableAdapter.Fill(Me.BKDataSet22.Tabel_Permasalahan
```

```
n)
```

```
MsgBox(" data berhasil disimpan")
```

bersih()

End Sub

Private Sub ToolStripButton2_Click(ByVal sender As System.Object, ByVal e As System.EventArgs) Handles ToolStripButton2.Click

Dim query1 As String = ("Update tabel_permasalahan set masalah= " & txtmasalah.Text & ", solusi= " & txtsolusi.Text & "'")

koneksi.Open()

cmd = New SqlCommand(query1, koneksi)

cmd.ExecuteNonQuery()

bersih()

'tampil_Siswa()

koneksi.Close()

End Sub

Private Sub ToolStripButton6_Click(ByVal sender As System.Object, ByVal e As System.EventArgs) Handles ToolStripButton6.Click

Application.Exit()

End Sub

End Class



Lampiran 11 : Listing Program Konseling

```
Imports System.Data
```

```
Imports System.Data.SqlClient
```

```
Public Class Konseling
```

```
    Dim koneksi As SqlConnection
```

```
    Dim cmd As SqlCommand
```

```
    Dim adapter As SqlDataAdapter
```

```
    Dim ds As New DataSet
```

```
    Sub bersih()
```

```
        txtnama.Text = ""
```

```
        cmbkelas.Text = ""
```

```
        cmbjurusan.Text = ""
```

```
        NumericUpDown1.Text = ""
```

```
        txtpermasalahan.Text = ""
```

```
    End Sub
```


```
    Private Sub konseling()
```

```
        koneksi.Open()
```

```
        Dim comm As New SqlCommand("SELECT nama, kelas, jurusan,  
permasalahan", koneksi)
```

```
        Dim dr As SqlDataReader = comm.ExecuteReader()
```

```
        Dim dt As New DataTable
```



```
dt.Load(dr)
DataGridView1.DataSource = dt
comm.Dispose()
dr.Close()
dt.Dispose()
koneksi.Close()
```

End Sub

```
Private Sub Konseling_Load(ByVal sender As System.Object, ByVal e As
```

```
System.EventArgs) Handles MyBase.Load
```

```
txtnama.Enabled = False
cmbkelas.Enabled = False
cmbjurusan.Enabled = False
NumericUpDown1.Enabled = False
txtpermasalahan.Enabled = False
```

'TODO: This line of code loads data into the 'BKDataSet19.Konseling' table.

You can move, or remove it, as needed.

```
Me.KonselingTableAdapter.Fill(Me.BKDataSet19.Konseling)
```

```
Dim kon_lokasi As String = "server = NABILA-PC\SQLEXPRESS;
```

```
database = BK; Integrated Security = true"
```

```
koneksi = New SqlConnection(kon_lokasi)
```

```
Me.DataGridView1.Select()
```

End Sub

```
Private Sub TambahToolStripButton1_Click(ByVal sender As System.Object,  
ByVal e As System.EventArgs) Handles TambahToolStripButton1.Click  
  
    txtnama.Enabled = True  
  
    cmbkelas.Enabled = True  
  
    cmbjurusan.Enabled = True  
  
    NumericUpDown1.Enabled = True  
  
    txtpermasalahan.Enabled = True  
  
End Sub
```

```
Private Sub SimpanToolStripButton3_Click(ByVal sender As System.Object,  
ByVal e As System.EventArgs) Handles SimpanToolStripButton3.Click  
  
    koneksi.Open()  
  
    Dim query As String = "INSERT INTO Konseling VALUES (" &  
txtnama.Text & _  
        ", " & cmbkelas.Text & _  
        ", " & cmbjurusan.Text +  
NumericUpDown1.Text & _  
        ", " & txtpermasalahan.Text & ") "  
  
    cmd = New SqlCommand(query, koneksi)  
  
    cmd.ExecuteNonQuery()  
  
    koneksi.Close()
```

'TODO: This line of code loads data into the 'BKDataSet19.Konseling' table.

You can move, or remove it, as needed.

```
Me.KonselingTableAdapter.Fill(Me.BKDataSet19.Konseling)
```

```
MsgBox(" data berhasil disimpan")
```

```
bersih()
```

```
End Sub
```

```
Private Sub EditToolStripButton2_Click(ByVal sender As System.Object,
```

```
ByVal e As System.EventArgs) Handles EditToolStripButton2.Click
```

```
Dim query1 As String = ("Update konseling set kelas = " & cmbkelas.Text  
& ", jurusan= " & cmbjurusan.Text + NumericUpDown1.Text & ",  
permasalahan= " & txtpermasalahan.Text & " where nama = " & txtnama.Text  
& """)
```

```
koneksi.Open()
```

```
cmd = New SqlCommand(query1, koneksi)
```

```
cmd.ExecuteNonQuery()
```

```
bersih()
```

```
'tampil_Siswa()
```

```
koneksi.Close()
```

```
End Sub
```

```
Private Sub txtnama_TextChanged(ByVal sender As System.Object, ByVal e
```

```
As System.EventArgs) Handles txtnama.TextChanged
```

```
koneksi.Open()
```



```
Dim cmd As New SqlCommand("select * from Data_Siswa where
nama_lengkap like '%" + txtnama.Text + "%'", koneksi)

Dim adapter As New SqlDataAdapter(cmd)

Dim ds As New DataSet()

If (adapter.Fill(ds, "Dorecieve_inventory")) Then

    DataGridView1.DataSource = ds.Tables(0)

Else

    MessageBox.Show("Data Yang Anda Cari Tidak Ada")

End If

koneksi.Close()

End Sub

Private Sub KeluarToolStripButton5_Click(ByVal sender As System.Object,
ByVal e As System.EventArgs) Handles KeluarToolStripButton5.Click

    Application.Exit()

End Sub

End Class
```



INSTITUT BISNIS
& INFORMATIKA
stikom
SURABAYA